



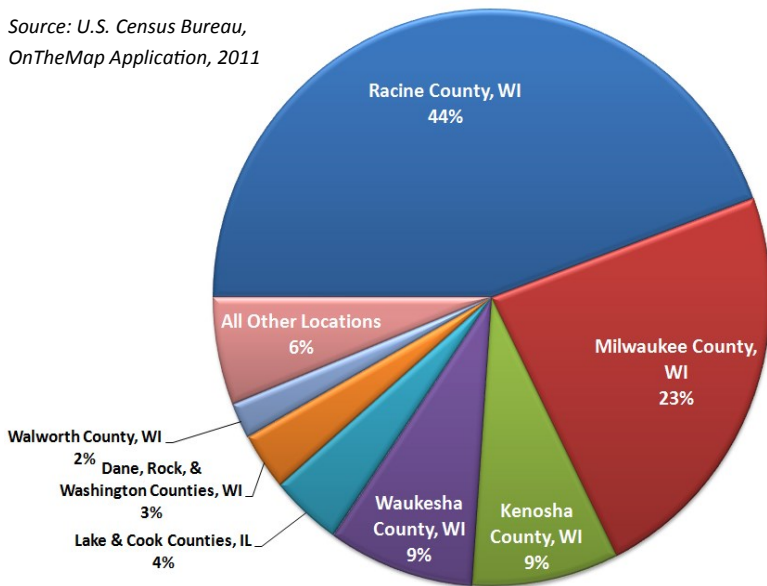
2013 Racine County Snapshot

GROWING BUSINESS | CONNECTING COMMUNITIES | JOB CREATION

Racine County Residents

Place of Work

Source: U.S. Census Bureau, OnTheMap Application, 2011



Population

Area	2000	2013	%
Racine County	188,831	195,174	3.4
Racine, City	81,855	78,700	-3.9
Burlington, City	9,936	10,492	5.6
Caledonia, Village	23,614	24,680	4.5
Elmwood Park, Village	474	499	5.3
Mount Pleasant, Village	23,142	26,180	13
North Bay, Village	260	238	-8.5
Rochester, Village	2,254	3,685	63
Sturtevant, Village	5,287	6,992	32
Union Grove, Village	4,322	4,907	14
Waterford, Village	4,048	5,360	32
Wind Point, Village	1,853	1,711	-7.7
Burlington, Town	6,384	6,448	1
Dover, Town	3,908	3,997	2.3
Norway, Town	7,600	7,961	4.8
Raymond, Town	3,516	3,894	11
Waterford, Town	5,938	6,343	6.8
Yorkville, Town	3,291	3,087	-6.2
Wisconsin	5,363,675	5,717,110	6.6
United States	281,421,906	316,128,839	12

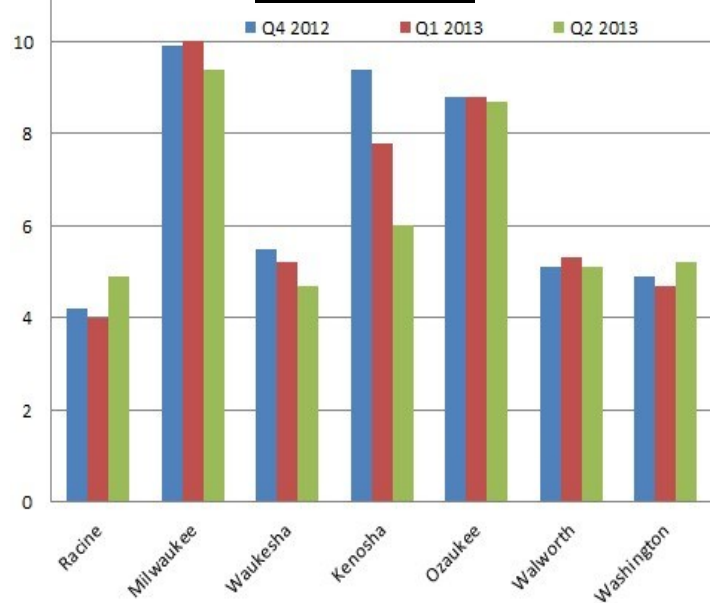
Source: US Census Bureau, Wisconsin Department of Administration Demographic Services

Employment Status

				Net Change Over	
	2010	2012	2013	1-Year	3-Year
Racine County					
Labor Force	98,803	98,156	97,826	-330	-977
Unemployment Rate	10.1%	8.5%	8.6%	0.1%	-1.5%
Racine, City					
Labor Force	38,406	37,122	37,056	-66	-1,350
Unemployment Rate	15.3%	11.7%	12.0%	0.3%	-3.3%
Outside City of Racine					
Labor Force	60,397	61,034	60,770	-264	373
Unemployment Rate	6.8%	6.5%	6.5%	0.0%	-0.3%
Caledonia, Village					
Labor Force	12,670	12,778	12,750	-28	80
Unemployment Rate	3.9%	3.5%	3.7%	0.2%	-0.2%
Mt. Pleasant, Village					
Labor Force	13,864	13,745	13,657	-88	-207
Unemployment Rate	11.2%	9.2%	9.0%	-0.2%	-2.2%
Wisconsin					
Labor Force	3,084,557	3,062,636	3,074,589	11,953	-9,968
Unemployment Rate	8.5%	6.9%	6.7%	-0.2%	-1.8%
United States					
Labor Force	153,889,000	154,975,000	155,389,000	414,000	1,500,000
Unemployment Rate	9.6%	8.1%	7.4%	-0.7%	-2.2%

Source: Wisconsin Department of Workforce Development; Not Seasonally Adjusted

Vacancy Rates



Source: Xcelligent

Assistance

Incentives

Workforce

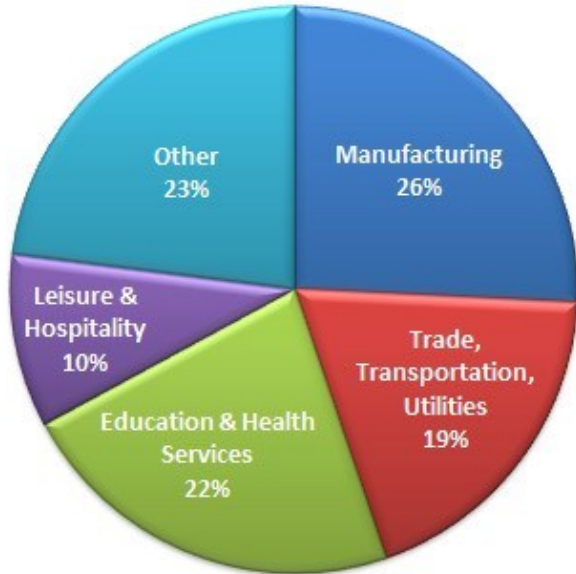
Locations



2013 Racine County Snapshot

GROWING BUSINESS | CONNECTING COMMUNITIES | JOB CREATION

Largest Sectors by Employment



Source: Wisconsin Department of Workforce Development

Largest Employers

- All Saints Health Care System
- S.C.Johnson & Son, Inc.
- CNH America LLC
- Racine Unified School District
- InSinkErator
- Aurora Healthcare Hospital
- City of Racine
- Cree
- Nestle
- BRP US Inc.
- Andis Co.

Sources: QCEW Employees-EMSI 2014; RCEDC

Average Employment Change for Racine County, M7 Region and Wisconsin: Year 2012 to Year 2013

Industry	Racine County				M7 Region				Wisconsin			
	2012 Avg Emp	2013 Avg Emp	#	%	2012 Avg Emp	2013 Avg Emp	#	%	2012 Avg Emp	2013 Avg Emp	#	%
Natural Resources & Mining	301	286	-15	-5.0%	2,074	2,078	4	0.2%	26,784	27,656	872	3.3%
Construction	2,090	2,122	32	1.5%	27,807	29,330	1,523	5.5%	95,180	100,051	4,871	5.1%
Manufacturing	18,478	18,554	76	0.4%	153,192	153,130	-62	0.0%	453,959	455,576	1,617	0.4%
Trade, Transportation, Utilities	13,675	13,677	2	0.0%	175,962	177,030	1,068	0.6%	523,746	528,540	4,794	0.9%
Information*	416	S	NA	NA	S	S	NA	NA	48,290	48,899	609	1.3%
Financial Activities	2,662	2,644	-18	-0.7%	56,625	56,068	-557	-1.0%	150,167	149,229	-938	-0.6%
Professional & Business Services	6,742	6,158	-584	-8.7%	130,483	134,276	3,793	2.9%	290,994	298,745	7,751	2.7%
Education & Health Services	16,577	16,104	-473	-2.9%	218,251	222,622	4,371	2.0%	601,250	608,199	6,949	1.2%
Leisure & Hospitality	6,851	7,117	266	3.9%	94,315	97,067	2,752	2.9%	266,230	270,302	4,072	1.5%
Other Services	2,054	1,931	-123	-6.0%	34,791	33,400	-1,391	-4.0%	87,957	85,322	-2,635	-3.0%
Public Administration	3,521	3,432	-89	-2.5%	39,713	38,919	-794	-2.0%	139,463	137,457	-2,006	-1.4%

Source: Wisconsin Department of Workforce Development

* 2013 Racine County Data Suppressed: Information Industry; Unclassified Industry

* 2012 Milwaukee, Ozaukee, Walworth & Washington County Data Suppressed: Information Industry; Unclassified Industry

* 2013 Milwaukee & Walworth County Data Suppressed: Information Industry; Unclassified Industry

Questions? Please contact:

Rachana Kothari, Research Specialist
Racine County Economic Development Corporation
 rkothari@racinecountyedc.org or 262-898-7438

Assistance

Incentives

Workforce

Locations