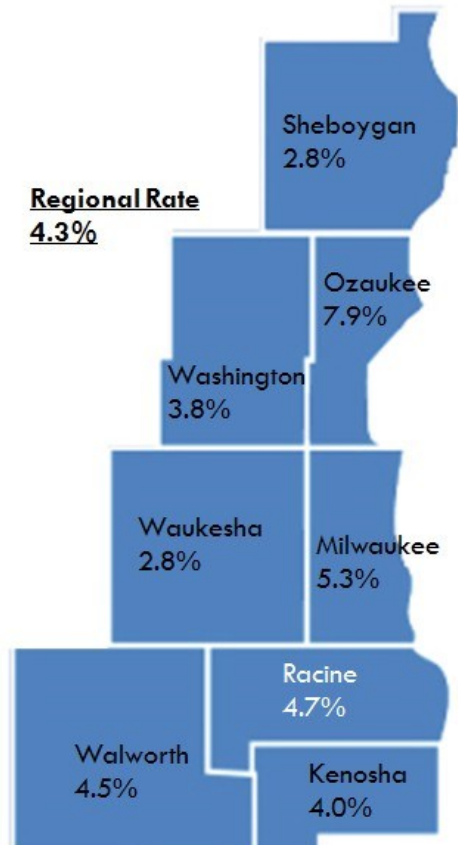




Racine County Snapshot - February 2017

GROWING BUSINESS | CONNECTING COMMUNITIES | JOB CREATION

Industrial Vacancy Rates: Q4, 2016



Source: Market trends by Xcelligent

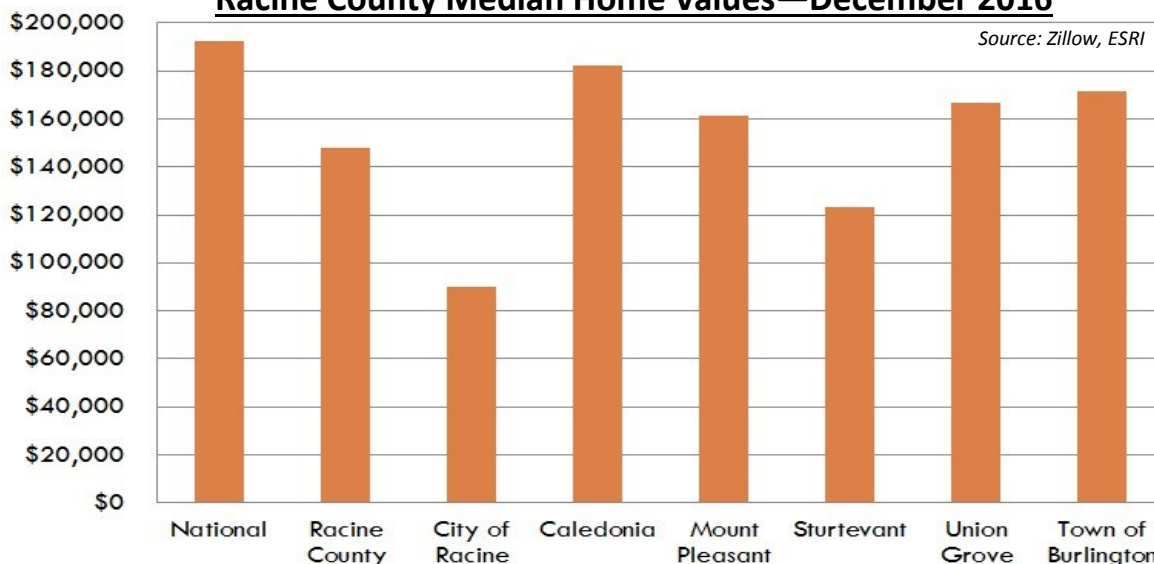
Employment Status

	Nov 2016	Net Change Over	
		1-Month	1-Year
Racine County			
Labor Force	98,966	↓ -87	↑ 167
Unemployment Rate	4.4	↔ 0.0	↑ -0.7
Racine, City			
Labor Force	35,794	↓ -13	↓ -29
Unemployment Rate	5.4	↓ 0.1	↑ -0.9
Outside City of Racine			
Labor Force	63,172	↓ -74	↑ 196
Unemployment Rate	3.8	↔ 0.0	↑ -0.6
Caledonia, Village			
Labor Force	13,518	↑ 16	↑ 10
Unemployment Rate	3.8	↓ 0.2	↑ -0.8
Mt. Pleasant, Village			
Labor Force	14,164	↓ -25	↑ 93
Unemployment Rate	4.1	↑ -0.1	↑ -0.3
Wisconsin*			
Labor Force	3,136,705	↑ 1,575	↑ 31,179
Unemployment Rate	4.1	↔ 0.0	↑ -0.5
United States*			
Labor Force	159,486,000	↑ 176,000	↑ 2,119,000
Unemployment Rate	4.6	↑ -0.3	↑ -0.4

Source: WI DWD, *Not Seasonally Adjusted

NOTE: Decreasing Unemployment Rate is indicative of a positive trend ↑ for the community. On the Contrary decreasing Labor Force is indicative of a negative trend ↓ for the community. Labor Force decline maybe a result of ageing and retiring baby boomers.

Racine County Median Home Values—December 2016



Source: Zillow, ESRI

Assistance

Incentives

Workforce

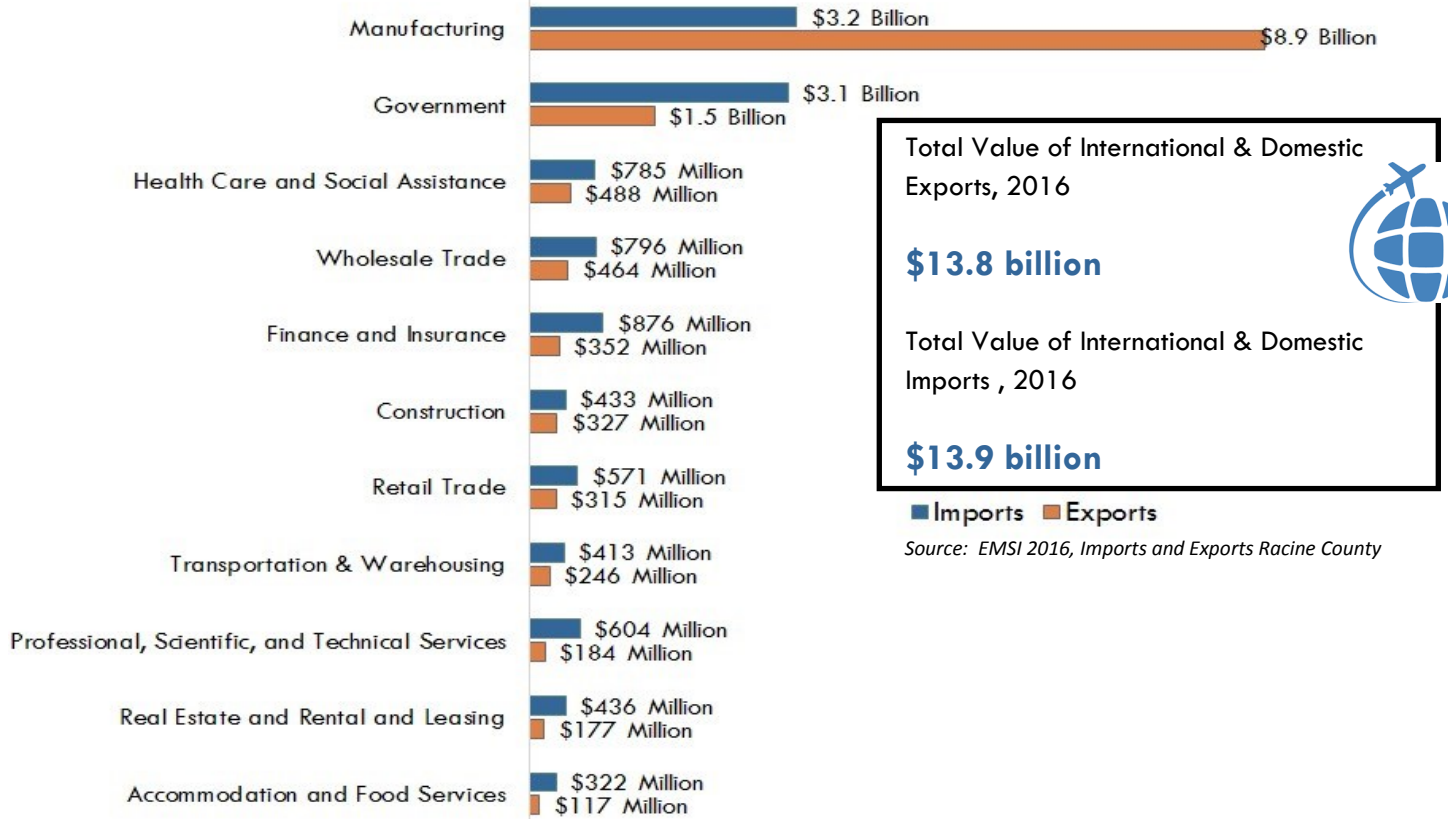
Locations



Racine County Snapshot - February 2017

GROWING BUSINESS | CONNECTING COMMUNITIES | JOB CREATION

Racine County Region: 2016 Industries by value of International & Domestic Imports & Exports



Racine County Average Employment Change : Q2 2015 to Q2 2016

Industry	Racine County		M7 Region		Wisconsin	
	Q2: 2016 Avg Emp	% Change from Q2 Last Year	Q2: 2016 Avg Emp	% Change from Q2 Last Year	Q2: 2016 Avg Emp	% Change from Q2 Last Year
Natural Resources & Mining	312	▲ 3.0	2,606	▼ -4.4	31,247	▲ 2.0
Construction	2,723	▲ 9.7	35,260	▼ -3.6	116,540	▲ 2.6
Manufacturing	18,089	▼ -2.2	153,165	▲ 1.2	463,373	▼ -0.4
Trade, Transportation, & Utilities	14,615	▲ 1.4	186,632	▼ -3.3	550,820	▲ 2.2
Information	524	▲ 7.8	NA	NA	50,793	▲ 1.5
Financial Activities	2,320	▼ -1.7	55,807	▲ 0.5	148,174	▲ 0.4
Professional & Business Services	6,159	▲ 0.4	138,256	▼ -2.1	323,009	▲ 3.5
Education & Health Services	16,641	▲ 1.1	238,720	▼ -2.1	634,288	▲ 1.2
Leisure & Hospitality	7,691	▲ 1.3	102,509	▲ 0.8	291,755	▲ 1.8
Other Services	1,954	▲ 1.7	32,331	▲ 1.3	83,932	▼ -0.5
Public Administration	3,605	▲ 3.4	36,405	▲ 6.9	141,378	▲ 1.2
Total	74,633	▲ 0.7	997,799	NA	2,835,309	▲ 1.4

Source: WI DWD, Q2 2015 & Q2 2016 data for Information industry are suppressed.

Questions? Please contact: **Rachana Kothari | Brownfield Redevelopment Specialist | Racine County Economic Development Corp.**
 Email: rkothari@racinecountyedc.org | Contact: 262-898-7438

Assistance

Incentives

Workforce

Locations